

Bestand optimieren mit künstlicher Intelligenz

Innovationsforum Supply Chain: Teil 2 von 3

Prepared by

BearingPoint

Dr. Stefan Penthin

Bastian Stridde

Prepared for

Deutsche Messe

Technology Academy

BearingPoint®

Referenten



Dr. Stefan Penthin

Partner

Head of
Automotive & Manufacturing



Bastian Stridde

Manager

Product Owner
Inventory Navigator

Webinar-Reihe Innovationsforum Supply Chain: Digitale Lösungen erlebbar machen

In Kooperation mit der Deutschen Messe Technology Academy stellen wir Ihnen in unserer **dreiteiligen Webinar-Reihe "Innovationsforum Supply Chain: digitale Lösungen erlebbar machen"** innovative Lösungen entlang der Wertschöpfungskette vor, die sich schnell und nachhaltig umsetzen lassen.

Teil	Titel	Termin
1	Virtual Reality als Beschleuniger für die Prozesstransformation	23.03.2022 / 9:00-10:00
2	Bestand optimieren mit künstlicher Intelligenz	06.04.2022 / 9:00-10:00
3	Digitale Instandhaltung - neue Potenziale verwirklichen	27.04.2022 / 9:00-10:00

- Die Webinare werden aufgezeichnet, Ihre Fragen während des Vortrags werden daher ebenfalls aufgezeichnet.
- Die Fragerunde nach dem Vortrag wird nicht aufgezeichnet.
- Alle Teilnehmenden sind auf «Stumm», bitte selbstständig die Stummschaltung aufheben bei Wortmeldungen.
- Bei Fragen während des Vortrags, bitte die virtuelle Hand heben oder direkt in die Chat Funktion schreiben.
- Die Präsentation wird auf Deutsch gehalten, die Folien sind in Englisch.
- Auf der Veranstaltungswebseite werden die Präsentationen und die Aufzeichnung zum Download zur Verfügung gestellt.

Content

BearingPoint

Introduction

AI-driven Inventory Optimization

Why it matters

BearingPoint's Inventory Navigator

How it works

Q&A Session

Discussion & Questions

Business

Strength in numbers



Our headline figures from 2020 present a picture of expanding capability, innovation, investment, and a business with the scale and ambition to be leaders in the new reality.

€757m*

Total revenue

4,648

BearingPoint people

1,515

Projects delivered

49

Countries in which we delivered projects

17

New IP products

181

Partners

23

Countries with BearingPoint offices

41

BearingPoint offices

*Including revenue from Regulatory Technology business sold in December 2020 and revenue from member firms.

BearingPoint

NEW Segments

-  AIM
-  Banking & Capital Markets
-  Chemicals & Life Sciences
-  Communication, Media & Entertainment
-  Consumer Goods & Retail
-  Government & Public Service
-  Insurance
-  Utilities, Postal & Transportation

NEW Consulting

Nachhaltigkeit

 Sustainability Excellence

 Agile & New Ways of Working

 Risk & Compliance

 People, Change & Program Mgt.

Effizienz

 Artificial Intelligence Data & Analytics

 S/4 Transformation Framework

 Finance Strategy & Excellence

 Operational & Process Excellence

 Sourcing, Procurement & Supply Chain

Wachstum

 Marketing & Sales Excellence

 Customer Experience & Service Transformation

 Predictive Forecasting & Integrated Planning


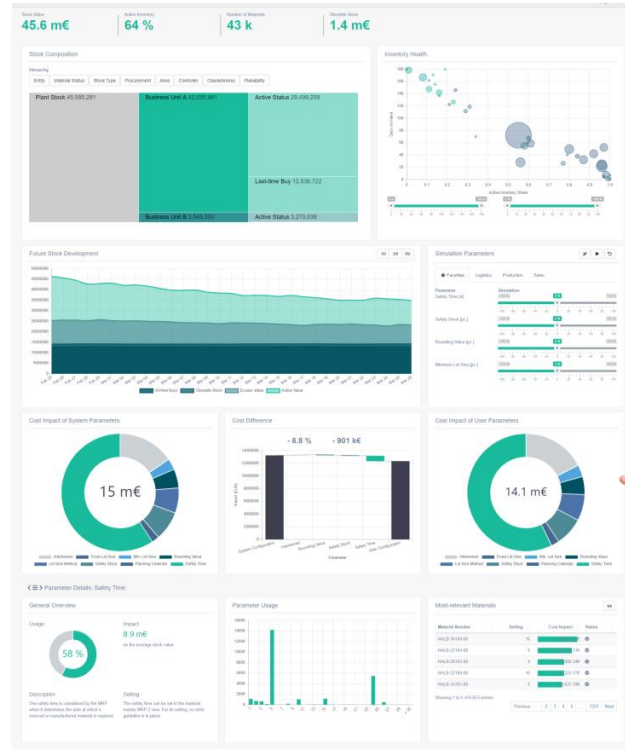
 NextGen Value Chain Transformation

NEW Business Services


-  Digital Solution Factory
-  ETM.next
-  **INVENTORY NAVIGATOR**
-  Data Quality Navigator
-  Emissions Calculator
-  Platform & Software Services
-  DemandSens

The Inventory Navigator – A BearingPoint Solution for sustainable Inventory Optimization

AI-driven Inventory Optimization

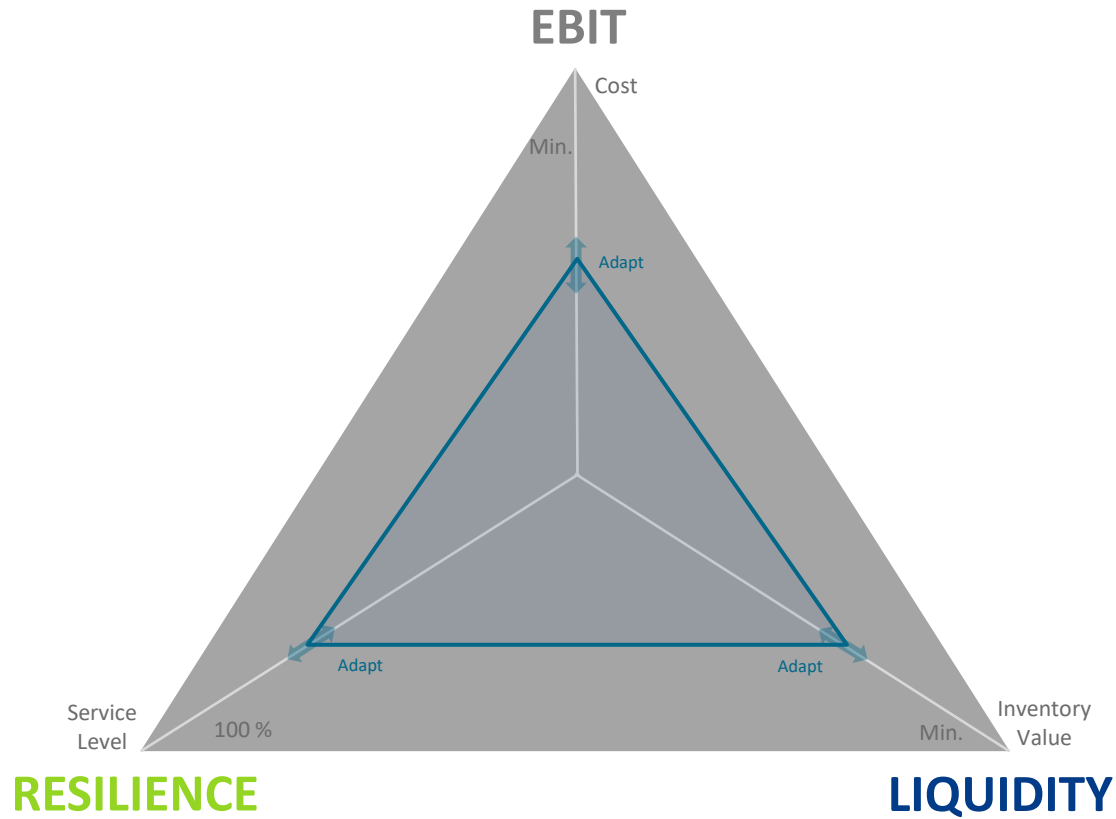


BearingPoint.



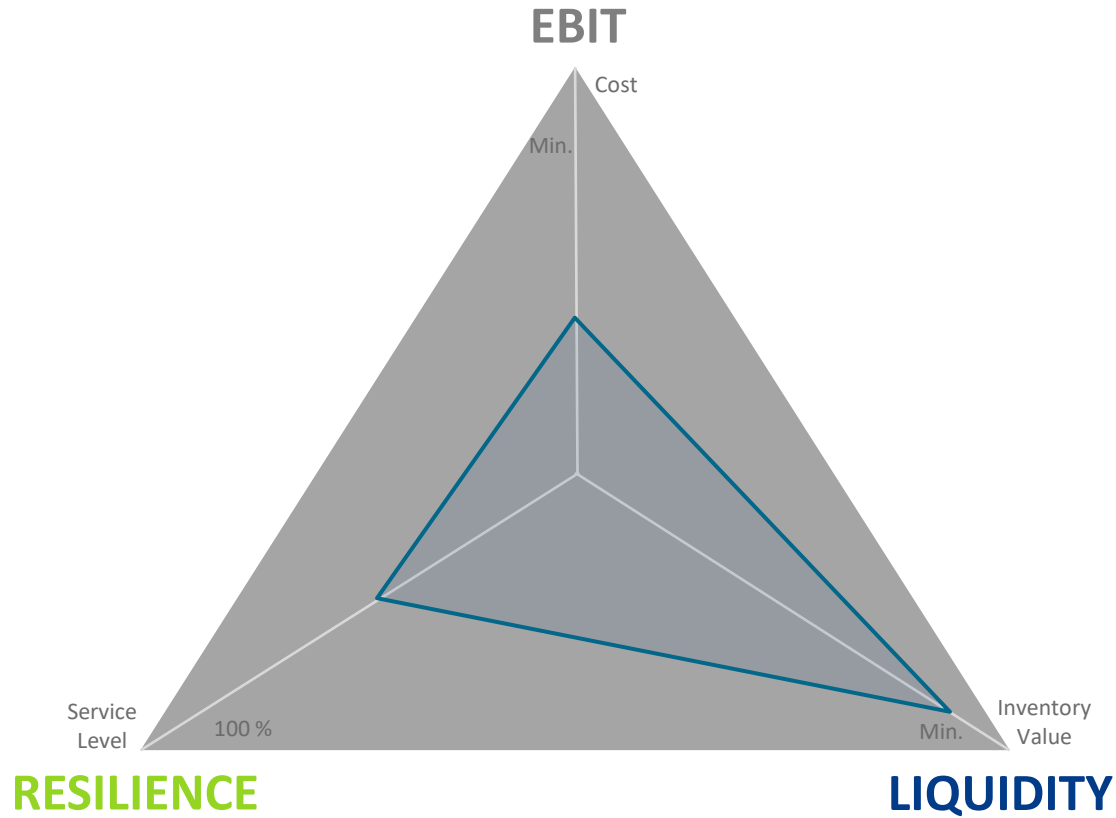
AI-driven Inventory Optimization

Why it matters



Inventory Management Triangle

Align your inventory management with your corporate strategy to achieve your goals regarding EBIT, liquidity & resilience



Inventory Management Triangle

Align your inventory management with your corporate strategy to achieve your goals regarding EBIT, liquidity & resilience

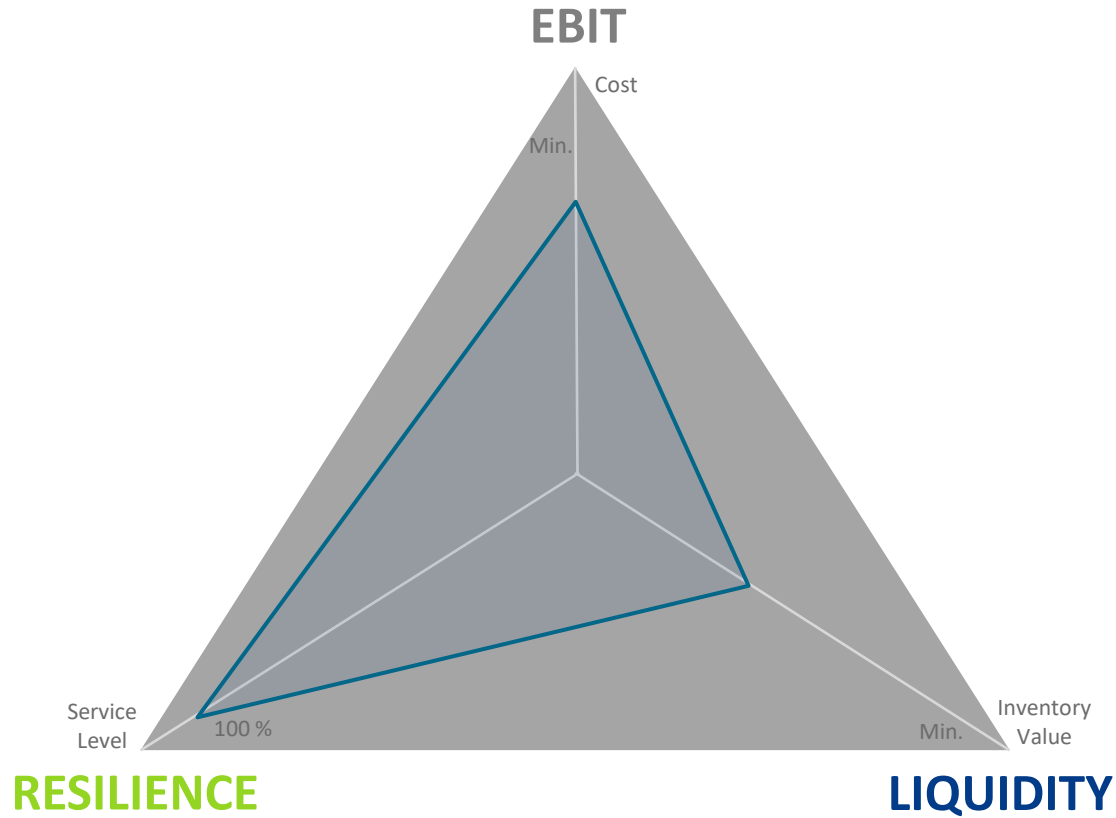
- Focus liquidity:
Free tied up working capital



Expensive parts



Covid



Inventory Management Triangle

Align your inventory management with your corporate strategy to achieve your goals regarding EBIT, liquidity & resilience

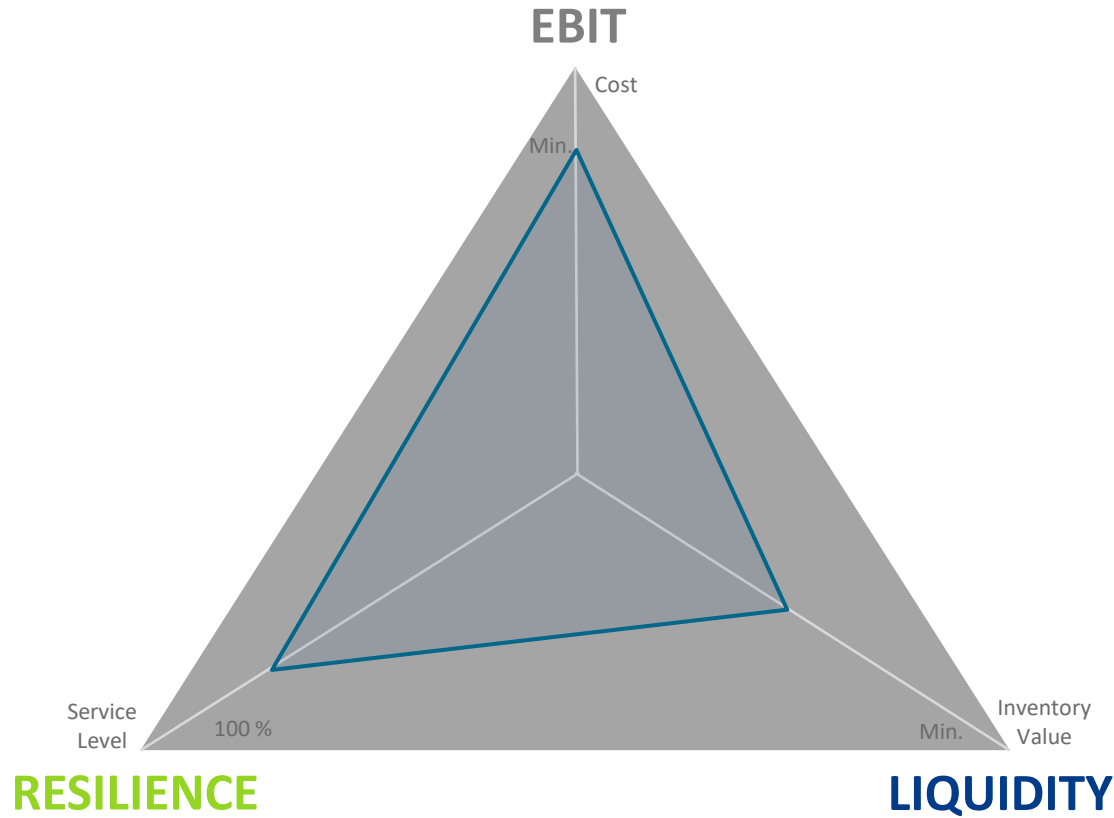
- Focus resilience:
Secure your production & sales



Overseas materials



Semiconductors



Inventory Management Triangle

Align your inventory management with your corporate strategy to achieve your goals regarding EBIT, liquidity & resilience

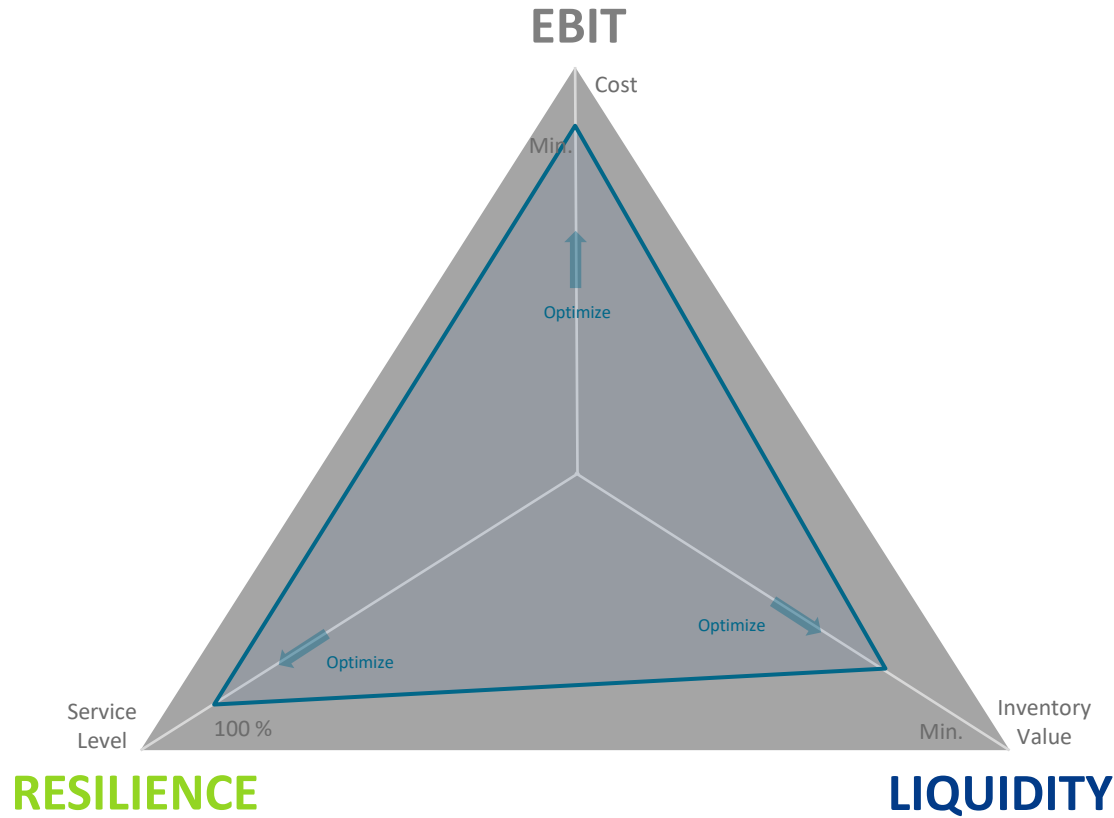
- Focus EBIT:
Avoid high operating cost



Expensive transports



Expiry



Inventory Management Triangle

Align your inventory management with your corporate strategy to achieve your goals regarding EBIT, liquidity & resilience

- Set your strategic focus
- Get the best out your inventory

>40 inventory relevant parameters in ERP systems

NO transparency

1000+ materials

Queue time
Max. stock level
Setup time
Rounding profile
Float after production
Planning calendar
Static safety stock
Move time
MRP type
Transit time
Scrap factor
Lot size
Purchasing processing
Planned delivery time
Takt time with splitting / overlapping
Rounding value
Automatic safety stock
Factory calendar
In-House production time
Pick/Pack time
Reorder point
Goods receipt processing time
Loading time
Interoperation time
Opening time
Safety time
Float before production
Teardown time
Dynamic safety stock
Wait time
Processing time



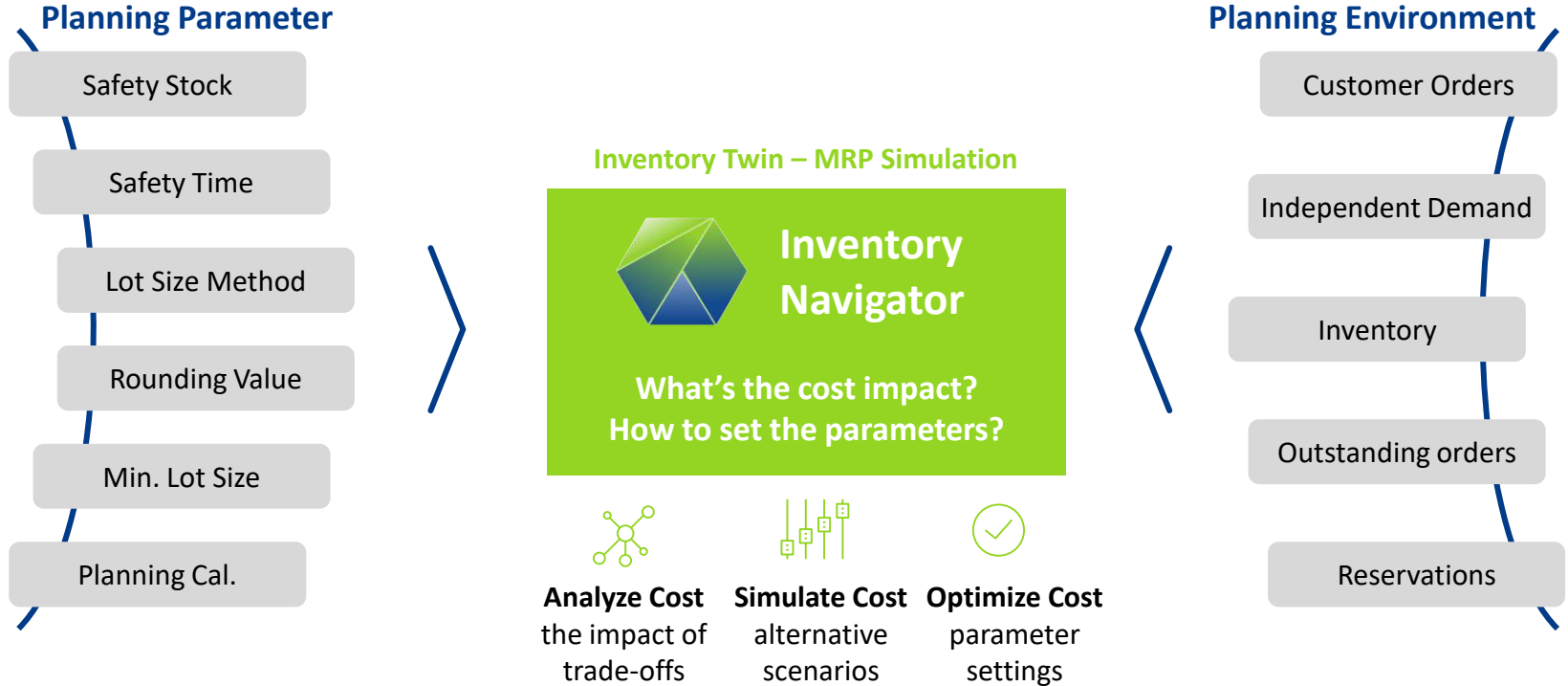
Material Requirements Planning

The standard materials requirements planning aims at the frictionless provisioning of production processes.



Inventory Navigator Approach

We focus on the core of material requirements planning to evaluate the inventory cost impact of decisions.

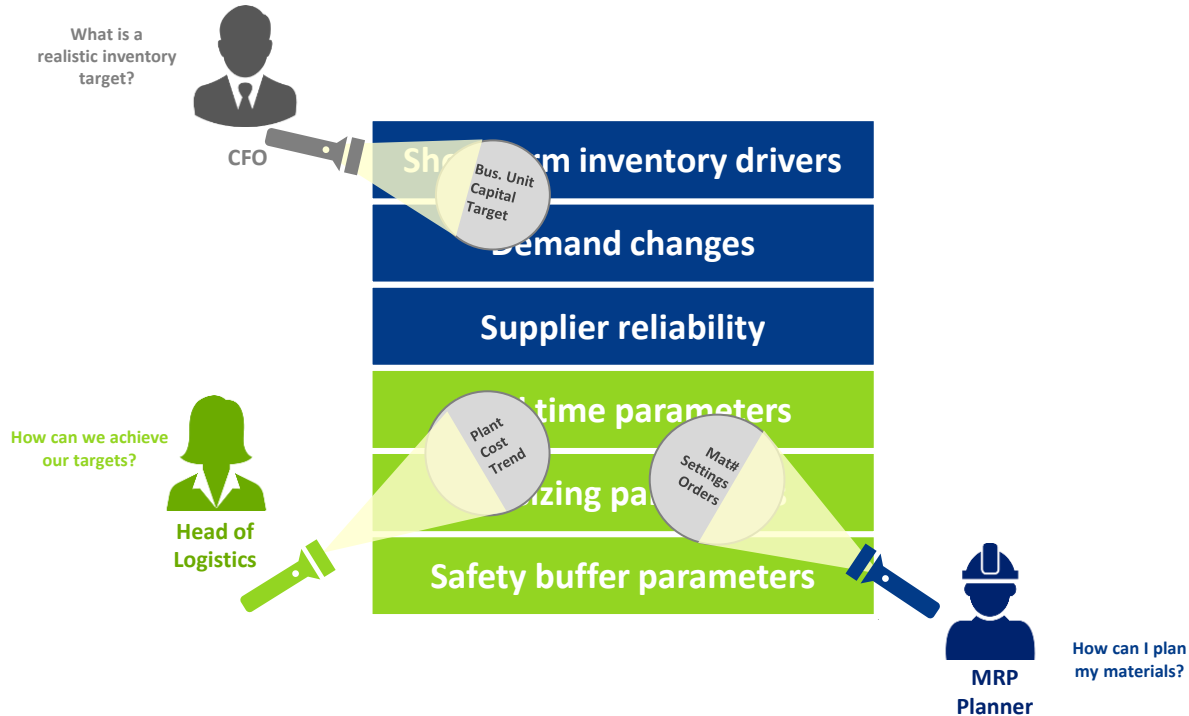




PART 03

How it works

The Inventory Navigator creates stock transparency across all levels for all stakeholders

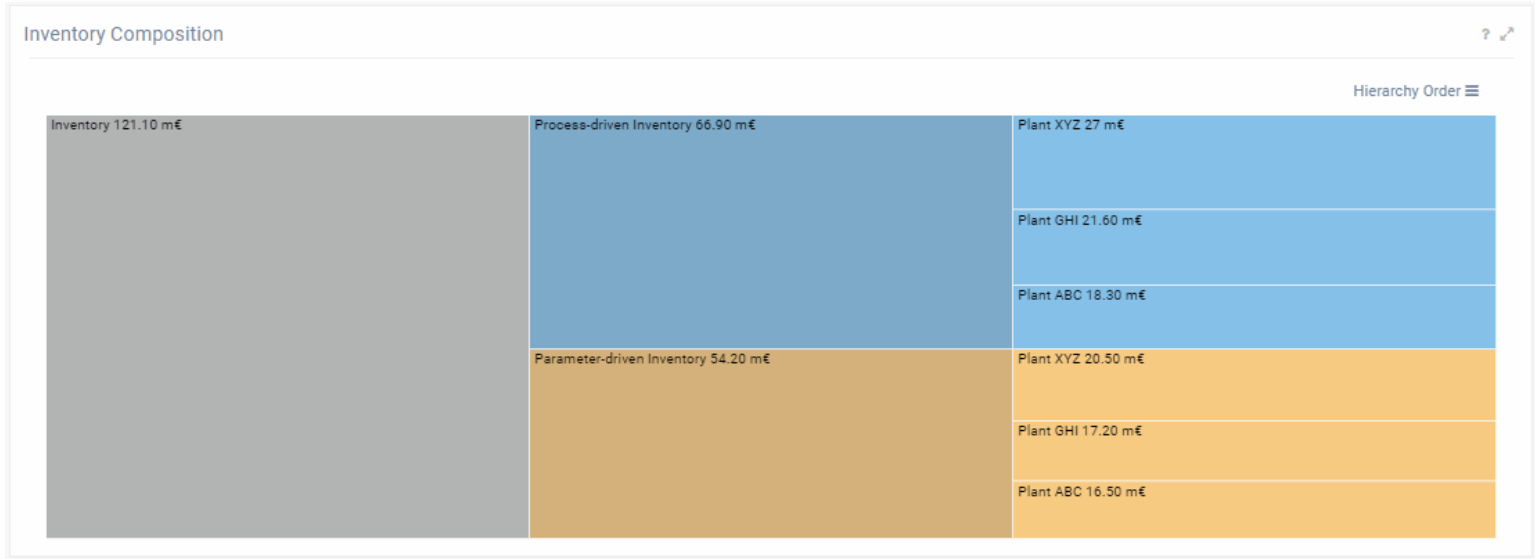


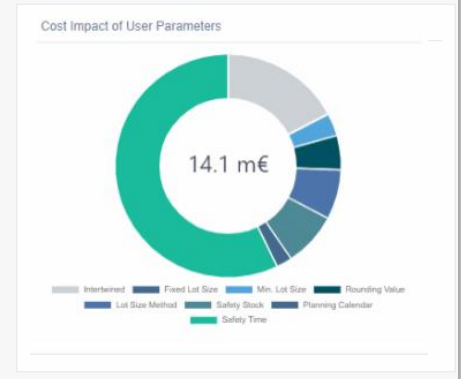
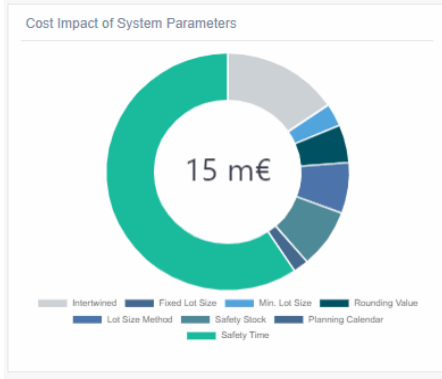
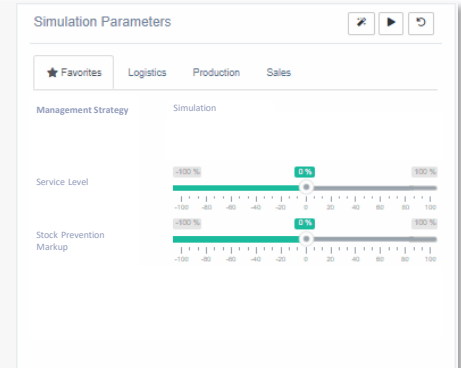
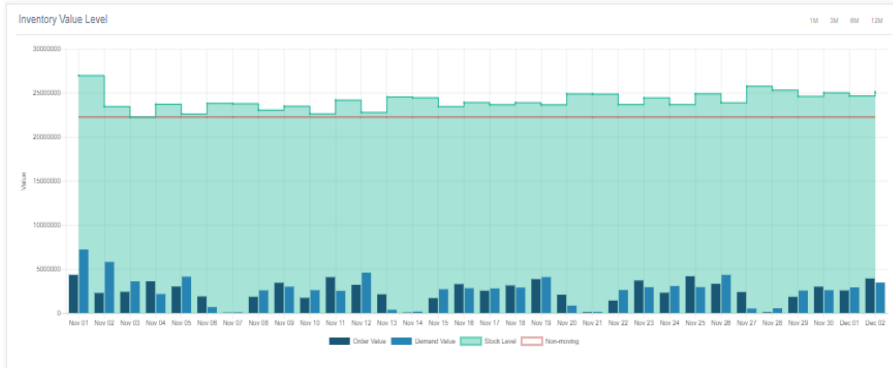
The Inventory Navigator calculates and optimizes on material level and aggregates the results across any levels

Data-driven
bottom-up
approach
based on AI



The Inventory Navigator reveals the composition of your Inventory





Inventory before

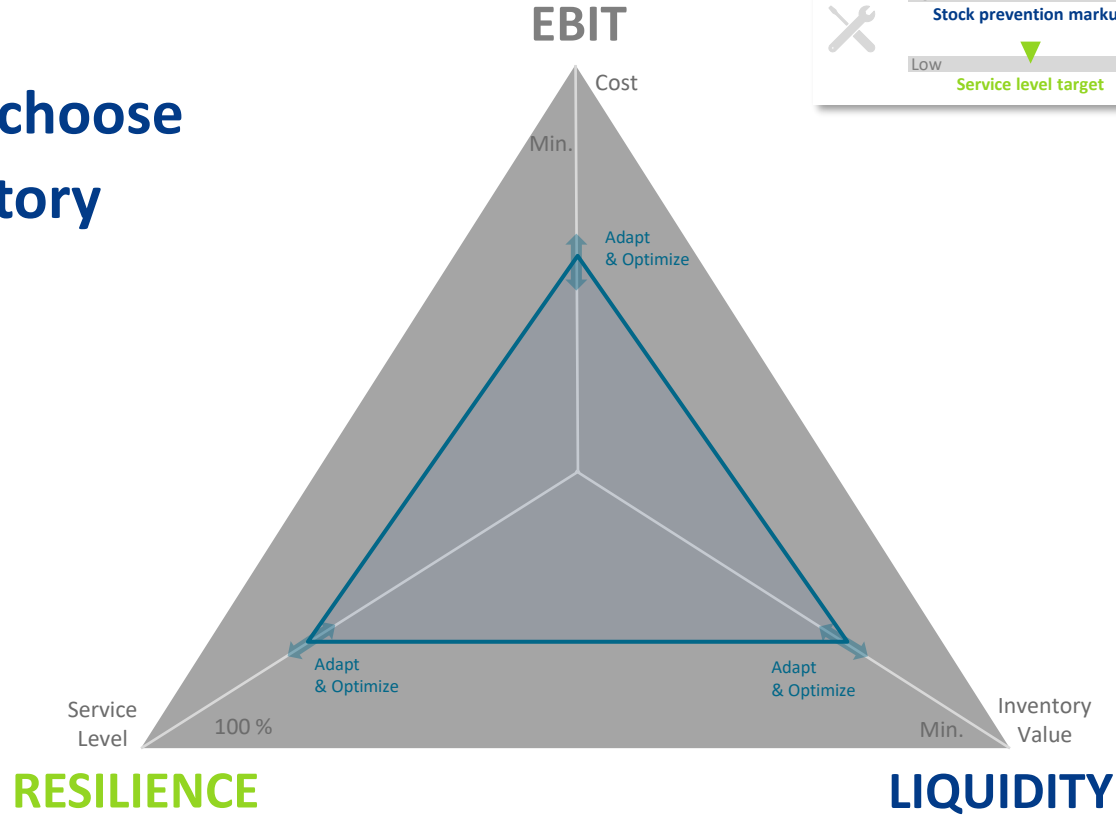


Effects



Optimized Inventory

Your call – choose your inventory strategy!




From strategy to execution - Analyze the impact of your business strategy on liquidity, EBIT & resilience and receive optimized parameter settings for execution



Analyse impact

Analyse the impact of your business strategy on EBIT (transportation & inventory cost), liquidity (inventory value) and ability to supply



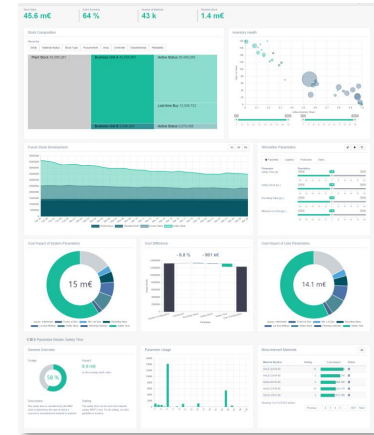
Stock prevention markup



Min. Service level target

Define your strategy

Determine optimization scenario which reflects your business strategy

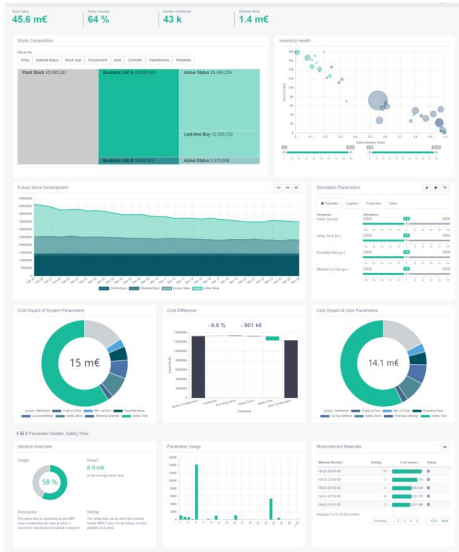


Achieve your strategy

The Inventory Navigator calculates based on the chosen strategy optimized planning parameters to execute your business strategy



Identify



Management view



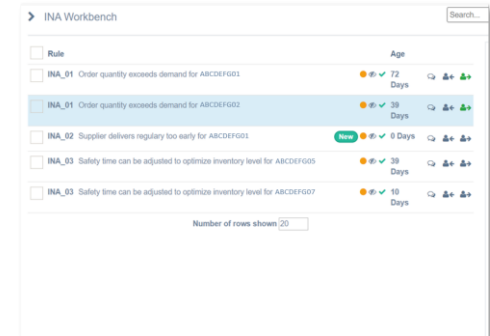
Realize



Material view

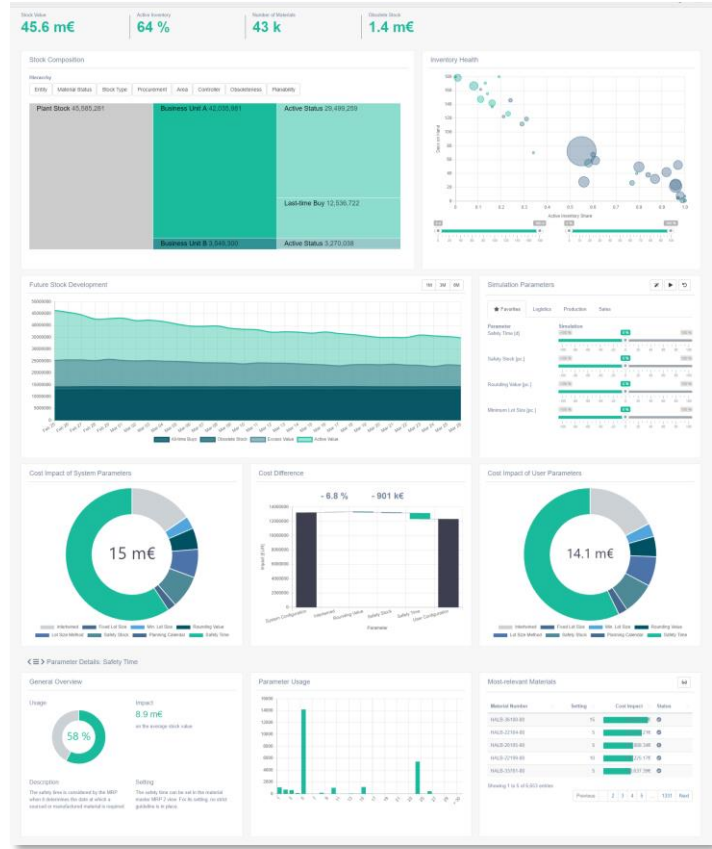


Sustain



Workbench

FULL TRANSPARENCY



>20%
inventory reduction
(focus liquidity)

>4%
service level increase
(focus resilience)

>8%
inventory related cost decrease
(focus EBIT)

Webinar-Reihe Innovationsforum Supply Chain: digitale Lösungen erlebbar machen

In Kooperation mit der Deutschen Messe Technology Academy stellen wir Ihnen in unserer **dreiteiligen Webinar-Reihe "Innovationsforum Supply Chain: digitale Lösungen erlebbar machen"** innovative Lösungen entlang der Wertschöpfungskette vor, die sich schnell und nachhaltig umsetzen lassen.

Virtual Reality als Beschleuniger für die Prozesstransformation

Aufzeichnung und Präsentation:



Digitale Instandhaltung - neue Potenziale verwirklichen

27.04.2022 / 9:00-10:00



Thank you!

Get in contact for a live demo of the Inventory Navigator.



Dr. Stefan Penthin
Partner

BearingPoint.

BearingPoint GmbH
Erika-Mann-Str. 9
80636 München
Deutschland
stefan.penthin@bearingpoint.com

M +49 174 338 5227
www.bearingpoint.com



Bastian Stridde
Manager

BearingPoint.

BearingPoint GmbH
Speicherstr. 1
60327 Frankfurt
Deutschland
bastian.stridde@bearingpoint.com

M +49 170 550 3454
www.bearingpoint.com